

# Steps to Get onto Microsoft Teams and Email

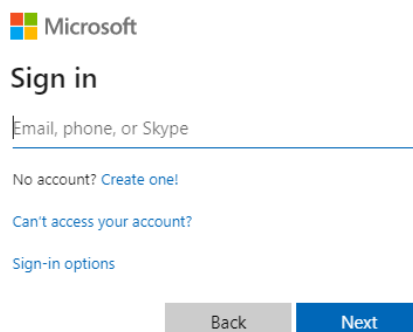
1. Go to [Swans Creek's Website](#)

2. Click on Student Links

STUDENT LINKS

3. Then click on Office 365 Login


Office 365 Login




4. The screen will look like this

- Your email is your username@pwcs-edu.org
- Your password is the same as what you logged into all year to get onto the computer (Favorite,number)


5. To get to your email click on outlook



6. To get to your teams click on



7. Once in Teams, click on the subject you are doing to get to the assignments.  
These are some of the teams you should see



8. Then click on assignments to view your assigned work

General Posts Files Class Notebook Assignments Grades

Upcoming

> Drafts

Assigned (8)

[View more past due](#)

Food Chains  
Due January 10, 2020 11:59 PM

Digital Vocabulary Powerpoint  
Due February 28, 2020 11:59 PM

Waves Labeling assignment  
Due March 6, 2020 11:59 PM

Science Week April 14th Cells Lesson  
Due April 17, 2020 11:59 PM

Physical and Chemical Change Sort  
Due April 24, 2020 11:59 PM

9. When you click on an assignment it will look like this. Then click on the power point or attached work.

## Science Week April 14th Cells Lesson

Due April 17, 2020 11:59 PM

Points  
No points

### Instructions

Go through the power point for the lesson. Watch the Brain Pop and Youtube videos. Then do the drag and drop activity to label the cells. Finally type three things for what makes a plant cell and animal cell different and three things that make them alike.

### Reference materials

Science Week April 14th Cells Lesson.ppt

### Student work

None

10. When you are done, click the turn in button.